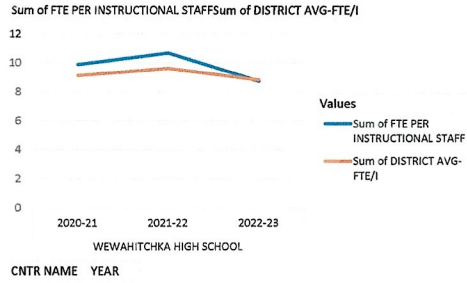
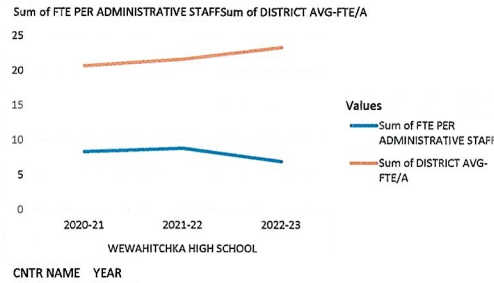


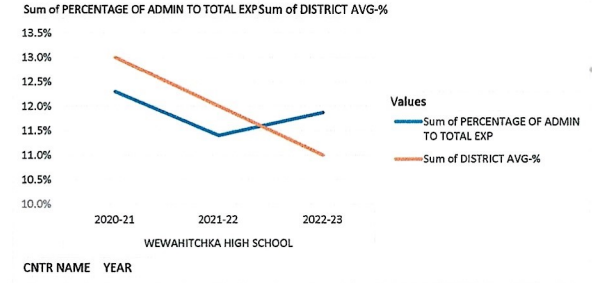
Row Labels	Sum of FTE PER INSTRUCTIONAL STAFF	Sum of DISTRICT AVG-FTE/I
WEWAHITCHKA HIGH SCHOOL		
2020-21	9.87	9.1
2021-22	10.67	9.6
2022-23	8.71	8.8



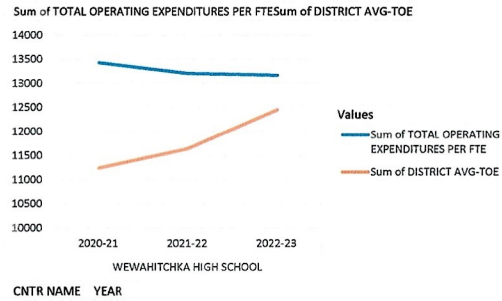
Row Labels	Sum of FTE PER ADMINISTRATIVE STAFF	Sum of DISTRICT AVG-FTE/A
WEWAHITCHKA HIGH SCHOOL		
2020-21	8.3	20.7
2021-22	8.8	21.6
2022-23	6.9	23.3



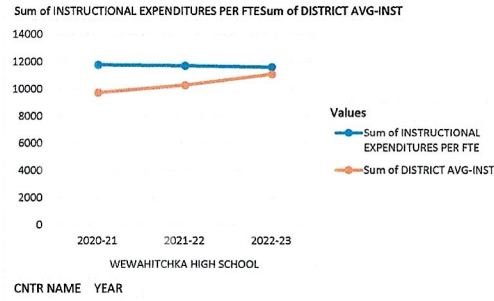
Row Labels	Sum of PERCENTAGE OF ADMIN TO TOTAL EXP	Sum of DISTRICT AVG-%
WEWAHITCHKA HIGH SCHOOL		
2020-21	12.3%	13.0%
2021-22	11.4%	12.0%
2022-23	11.9%	11.0%



Row Labels	Sum of TOTAL OPERATING EXPENDITURES PER FTE	Sum of DISTRICT AVG-TOE
WEWAHITCHKA HIGH SCHOOL		
2020-21	13425	11241
2021-22	13204	11643
2022-23	13167	12448



Row Labels	Sum of INSTRUCTIONAL EXPENDITURES PER FTE	Sum of DISTRICT AVG-INST
WEWAHITCHKA HIGH SCHOOL		
2020-21	11774	9731
2021-22	11698	10258
2022-23	11604	11084



Row Labels	Sum of GENERAL FUND'S UNASSIGNED/ASSIGNED FUND BALANCE
WEWAHITCHKA HIGH SCHOOL	
2020-21	\$ 5,514,923
2021-22	\$ 3,911,722
2022-23	\$ 4,409,350

