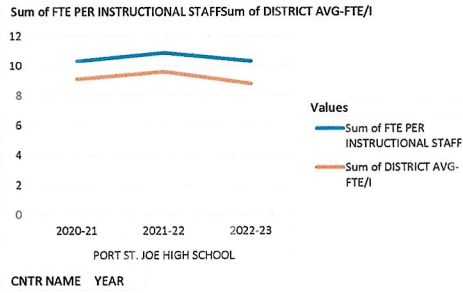
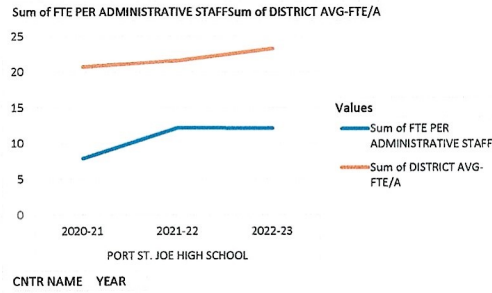


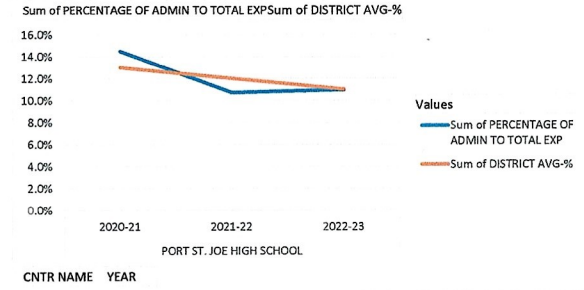
Row Labels	Sum of FTE PER INSTRUCTIONAL STAFF	Sum of DISTRICT AVG-FTE/I
PORT ST. JOE HIGH SCHOOL		
2020-21	10.32	9.1
2021-22	10.87	9.6
2022-23	10.32	8.8



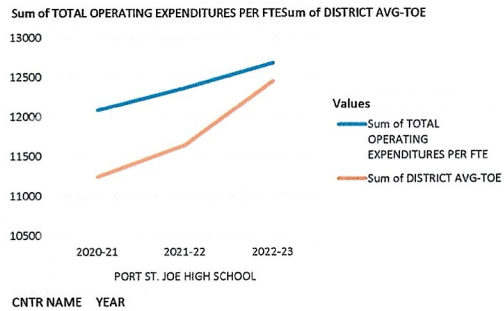
Row Labels	Sum of FTE PER ADMINISTRATIVE STAFF	Sum of DISTRICT AVG-FTE/A
PORT ST. JOE HIGH SCHOOL		
2020-21	7.9	20.7
2021-22	12.2	21.6
2022-23	12.1	23.3



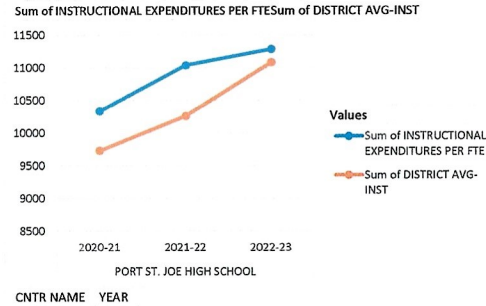
Row Labels	Sum of PERCENTAGE OF ADMIN TO TOTAL EXP	Sum of DISTRICT AVG-%
PORT ST. JOE HIGH SCHOOL		
2020-21	14.5%	13.0%
2021-22	10.7%	12.0%
2022-23	11.0%	11.0%



Row Labels	Sum of TOTAL OPERATING EXPENDITURES PER FTE	Sum of DISTRICT AVG-TOE
PORT ST. JOE HIGH SCHOOL		
2020-21	12081	11241
2021-22	12362	11643
2022-23	12678	12448



Row Labels	Sum of INSTRUCTIONAL EXPENDITURES PER FTE	Sum of DISTRICT AVG-INST
PORT ST. JOE HIGH SCHOOL		
2020-21	10332	9731
2021-22	11035	10258
2022-23	11287	11084



Row Labels	Sum of GENERAL FUND'S UNASSIGNED/ASSIGNED FUND BALANCE
PORT ST. JOE HIGH SCHOOL	
2020-21	\$ 5,514,923
2021-22	\$ 3,911,722
2022-23	\$ 4,409,350

