Row Labels	Sum of DISTRICT AVG-FTE/A
PORT ST. JOE ELEMENTARY SCHOOL	**183.3**
2021-22	20.1
2022-23	163.2
Grand Total	**183.3**

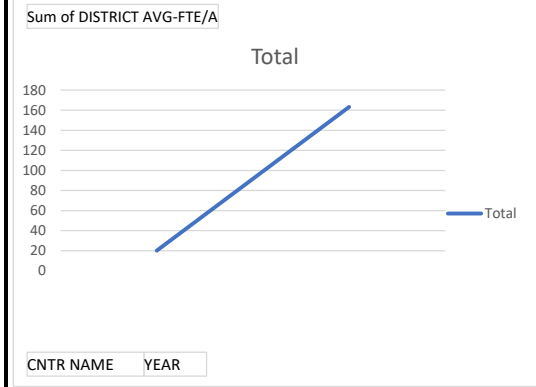

Row Labels	Sum of DISTRICT AVG-FTE/A
PORT ST. JOE ELEMENTARY SCHOOL	**183.3**
2021-22	20.1
2022-23	163.2
Grand Total	**183.3**

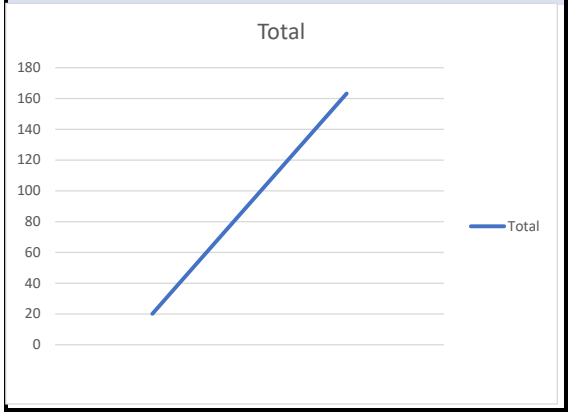

Row Labels	Sum of DISTRICT AVG-TOE	Sum of DISTRICT AVG-INST
PORT ST. JOE ELEMENTARY SCHOOL	**23791**	**21936**
2021-22	12253	10978
2022-23	11538	10958
Grand Total	**23791**	**21936**

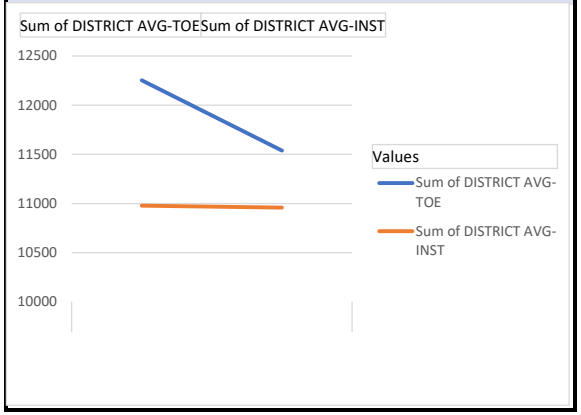

Row Labels	Sum of PERCENTAGE OF ADMIN TO TOTAL EXP
PORT ST. JOE ELEMENTARY SCHOOL	**0.0002282**
2021-22	0.0001232
2022-23	0.000105
Grand Total	**0.0002282**
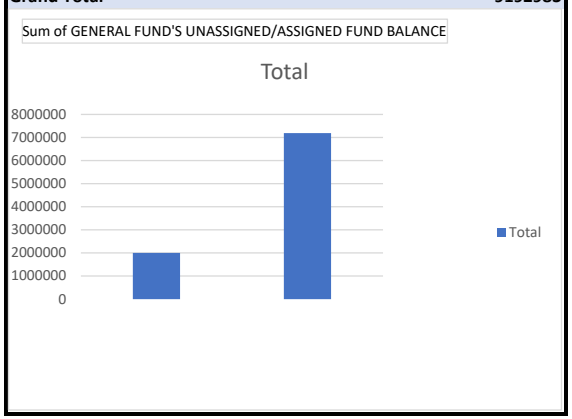
Row Labels	Sum of GENERAL FUND'S UNASSIGNED/ASSIGNED FUND BALANCE
PORT ST. JOE ELEMENTARY SCHOOL	**9192983**
2021-22	2004375
2022-23	7188608
Grand Total	**9192983**