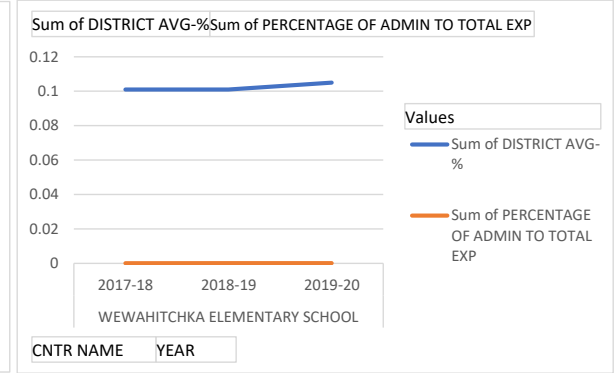
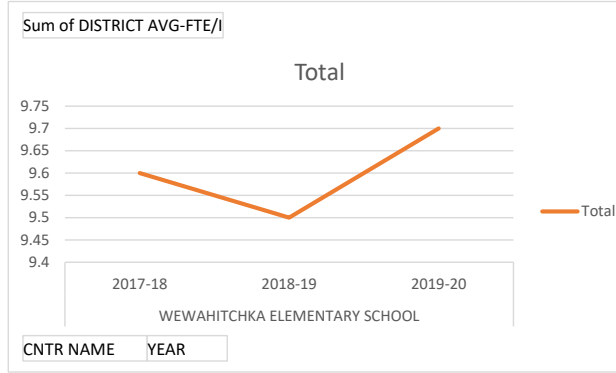
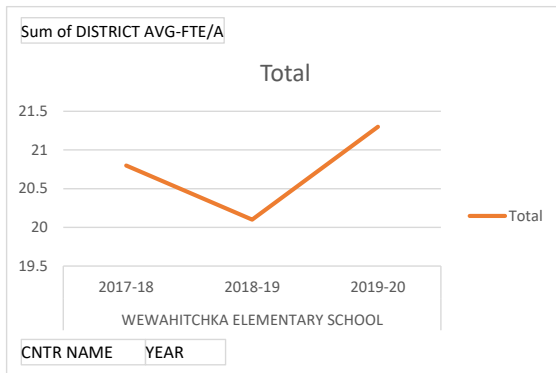


Row Labels	Sum of DISTRICT AVG-FTE/A	Row Labels	Sum of DISTRICT AVG-FTE/I	Row Labels	Sum of DISTRICT AVG-%
WEWAHITCHKA ELEMENTARY SCHOOL	62.2	WEWAHITCHKA ELEMENTARY SCHOOL	28.8	WEWAHITCHKA ELEMENTARY SCHOOL	0.307
2017-18	20.8	2017-18	9.6	2017-18	0.101
2018-19	20.1	2018-19	9.5	2018-19	0.101
2019-20	21.3	2019-20	9.7	2019-20	0.105
Grand Total	62.2 Grand Total	28.8 Grand Total	28.8 Grand Total	0.307	



Row Labels	Sum of TOTAL OPERATING EXPENDITURES PER FTE	Row Labels	Sum of DISTRICT AVG-TOE	Row Labels	Sum of GENERAL FUND'S UNASSIGNED/ASSIGNED FUND BALANCE
WEWAHITCHKA ELEMENTARY SCHOOL	28786	WEWAHITCHKA ELEMENTARY SCHOOL	36429	WEWAHITCHKA ELEMENTARY SCHOOL	16858844
2017-18	8107	2017-18	12253	2017-18	2004375
2018-19	10352	2018-19	11538	2018-19	7188608
2019-20	10327	2019-20	12638	2019-20	7665861
Grand Total	28786 Grand Total	36429 Grand Total	36429 Grand Total	16858844	

