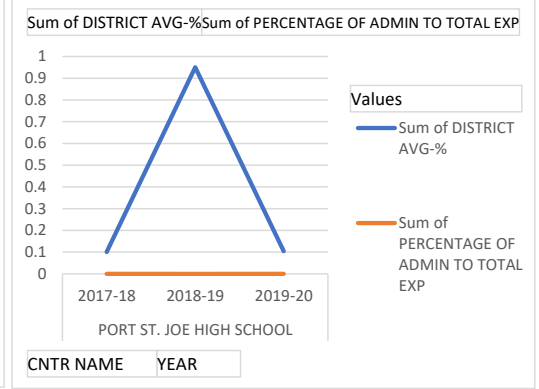
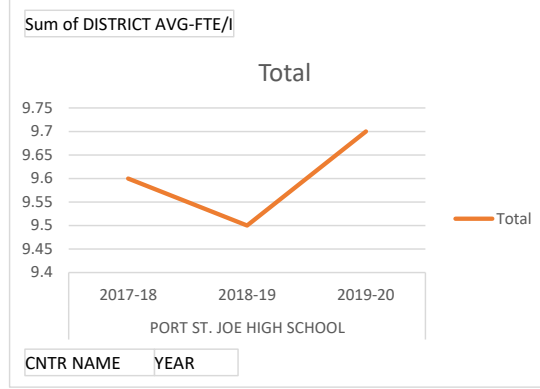
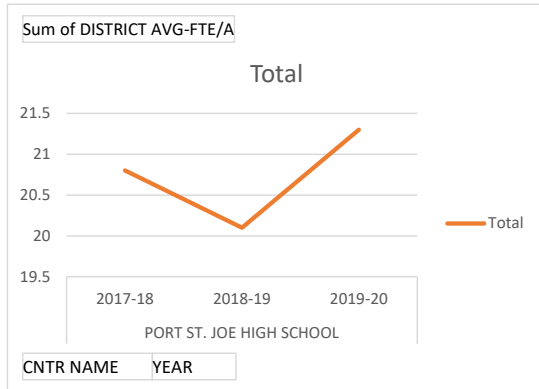


Row Labels	Sum of DISTRICT AVG-FTE/A	Row Labels	Sum of DISTRICT AVG-FTE/I	Row Labels	Sum of DISTRICT AVG-%
PORT ST. JOE HIGH SCHOOL	62.2	PORT ST. JOE HIGH SCHOOL	28.8	PORT ST. JOE HIGH SCHOOL	1.156
2017-18	20.8	2017-18	9.6	2017-18	0.101
2018-19	20.1	2018-19	9.5	2018-19	0.95
2019-20	21.3	2019-20	9.7	2019-20	0.105
Grand Total	62.2	Grand Total	28.8	Grand Total	1.156



Row Labels	Sum of TOTAL OPERATING EXPENDITURES PER FTE	Row Labels	Sum of DISTRICT AVG-TOE	Row Labels	Sum of GENERAL FUND'S UNASSIGNED/ASSIGNED FUND BALANCE
PORT ST. JOE HIGH SCHOOL	40688	PORT ST. JOE HIGH SCHOOL	36429	PORT ST. JOE HIGH SCHOOL	16858844
2017-18	10373	2017-18	12253	2017-18	2004375
2018-19	15695	2018-19	11538	2018-19	7188608
2019-20	14620	2019-20	12638	2019-20	7665861
Grand Total	40688	Grand Total	36429	Grand Total	16858844

