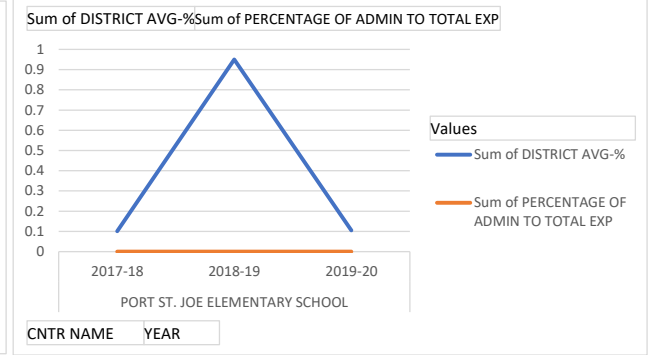
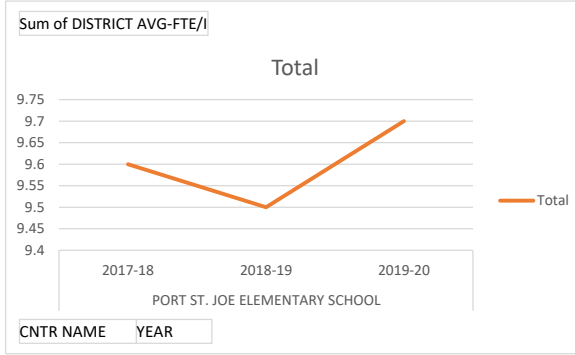
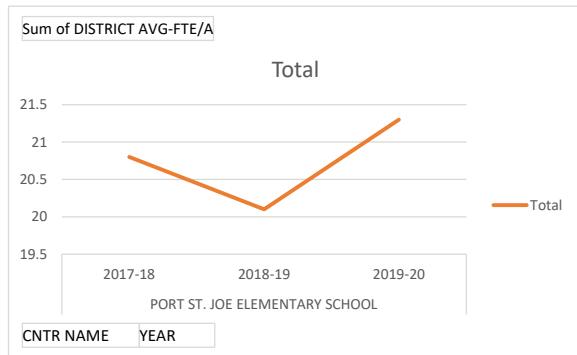


Row Labels	Sum of DISTRICT AVG-FTE/A	Row Labels	Sum of DISTRICT AVG-FTE/I	Row Labels	Sum of DISTRICT AVG-%
<b>PORT ST. JOE ELEMENTARY SCHOOL</b>	<b>62.2</b>	<b>PORT ST. JOE ELEMENTARY SCHOOL</b>	<b>28.8</b>	<b>PORT ST. JOE ELEMENTARY SCHOOL</b>	<b>1.156</b>
2017-18	20.8	2017-18	9.6	2017-18	0.101
2018-19	20.1	2018-19	9.5	2018-19	0.95
2019-20	21.3	2019-20	9.7	2019-20	0.105
<b>Grand Total</b>	<b>62.2 Grand Total</b>	<b>28.8 Grand Total</b>	<b>28.8 Grand Total</b>	<b>1.156 Grand Total</b>	



Row Labels	Sum of TOTAL OPERATING EXPENDITURES PER FTE	Row Labels	Sum of DISTRICT AVG-TOE	Row Labels	Sum of GENERAL FUND'S UNASSIGNED/ASSIGNED FUND BALANCE
<b>PORT ST. JOE ELEMENTARY SCHOOL</b>	<b>32149</b>	<b>PORT ST. JOE ELEMENTARY SCHOOL</b>	<b>36429</b>	<b>PORT ST. JOE ELEMENTARY SCHOOL</b>	<b>16858844</b>
2017-18	8444	2017-18	12253	2017-18	2004375
2018-19	12147	2018-19	11538	2018-19	7188608
2019-20	11558	2019-20	12638	2019-20	7665861
<b>Grand Total</b>	<b>32149 Grand Total</b>	<b>36429 Grand Total</b>	<b>36429 Grand Total</b>	<b>16858844 Grand Total</b>	

